





































































# 7 100m Individual Medley Men Heat

























Official

























Total

























Rank	Competitor	Age	Club	RT	PTS	Result	
1	 Broadfoot ...	15	 Pirates Swi...	4.72		<b>59.45</b> Entry: 59.97 <span style="color: green;">-0.52</span>	Q
	25m: 12.67		50m: 27.76 (15.09)				
	75m: 45.14 (17.38)		100m: 59.45 (14.31)				
2	 Perceval L...	18	 Central Ha...	0.67		<b>1:00.24</b> Entry: 1:00.53 <span style="color: green;">-0.29</span>	Q
	25m: 11.94		50m: 26.53 (14.59)				
	75m: 45.07 (18.54)		100m: 1:00.24 (15.17)				
3	 BakerSefo I...	17	 Pirates Swi...	0.67		<b>1:00.69</b> Entry: 1:01.80 <span style="color: green;">-1.11</span>	Q
	25m: 12.43		50m: 27.91 (15.48)				
	75m: 46.15 (18.24)		100m: 1:00.69 (14.54)				
4	 McPhail Jack	15	 Tawa Swim...	0.60		<b>1:02.58</b> Entry: 1:04.48 <span style="color: green;">-1.90</span>	Q
	25m: 12.66		50m: 28.50 (15.84)				
	75m: 47.51 (19.01)		100m: 1:02.58 (15.07)				
5	 O'Connor-...	16	 Pirates Swi...	0.58		<b>1:04.37</b> Entry: 1:03.36 <span style="color: red;">+1.01</span>	Q
	25m: 13.27		50m: 30.03 (16.76)				
	75m: 48.85 (18.82)		100m: 1:04.37 (15.52)				
6	 Douglas Ja...	18	 Kiwi West A...	0.62		<b>1:04.84</b> Entry: 1:05.87 <span style="color: green;">-1.03</span>	Q
	25m: 13.32		50m: 1:04.89 (51.57)				
	75m: 49.20		100m: 1:04.84 (15.64)				
7	 Skidmore S...	16	 Trojans Swi...	0.68		<b>1:04.90</b> Entry: 1:02.96 <span style="color: red;">+1.94</span>	Q
	25m: 12.14		50m: 28.01 (15.87)				
	75m: 49.56 (21.55)		100m: 1:04.90 (15.34)				
8	 Hyde-Hills ...	15	 Napier Aqu...	0.66		<b>1:05.60</b> Entry: 1:05.58 <span style="color: red;">+0.02</span>	Q
	25m: 13.13		50m: 29.84 (16.71)				
	75m: 49.58 (19.74)		100m: 1:05.60 (16.02)				
9	 Wang Justin	15	 Porirua City...	0.73		<b>1:06.05</b> Entry: 1:09.24 <span style="color: green;">-3.19</span>	Q
	25m: 13.48		50m: 30.27 (16.79)				
	75m: 49.89 (19.62)		100m: 1:06.05 (16.16)				
10	 Rasmusse...	16	 Trojans Swi...	0.68		<b>1:06.16</b> Entry: 1:12.04 <span style="color: green;">-5.88</span>	WDR
	25m: 13.79		50m: 31.49 (17.70)				
	75m: 50.71 (19.22)		100m: 1:06.16 (15.45)				















11		Setford Kyle	14		Heretaunga...	0.70	1:06.30 Entry: 1:07.30	-1.00	Q
		25m: 13.07			50m: 29.19 (16.12)				
		75m: 50.41 (21.22)			100m: 1:06.30 (15.89)				
12		Turei Braden	14		Heretaunga...	0.69	1:06.42 Entry: 1:05.45	+0.97	Q
		25m: 13.69			50m: 31.04 (17.35)				
		75m: 50.54 (19.50)			100m: 1:06.42 (15.88)				
13		Hape TeMa...	16		Comet Swi...	0.63	1:06.76 Entry: 1:07.71	-0.95	Q
		25m: 13.08			50m: 29.42 (16.34)				
		75m: 50.48 (21.06)			100m: 1:06.76 (16.28)				
14		Trotter Bartly	15		Trojans Swi...	0.67	1:06.81 Entry: 1:06.98	-0.17	Q
		25m: 13.36			50m: 29.35 (15.99)				
		75m: 50.87 (21.52)			100m: 1:06.81 (15.94)				
15		Sasamoto ...	14		Enterprise ...	0.52	1:07.61 Entry: 1:08.12	-0.51	Q
		25m: 13.96			50m: 31.42 (17.46)				
		75m: 51.73 (20.31)			100m: 1:07.61 (15.88)				
16		Fukushima-...	16		Comet Swi...	0.66	1:08.90 Entry: 1:07.14	+1.76	Q
		25m: 13.15			50m: 30.93 (17.78)				
		75m: 52.79 (21.86)			100m: 1:08.90 (16.11)				
17		McEntee Li...	16		Heretaunga...	0.59	1:09.19 Entry: 1:11.56	-2.37	Q
		25m: 14.12			50m: 31.20 (17.08)				
		75m: 52.29 (21.09)			100m: 1:09.19 (16.90)				
18		Alexander ...	15		Enterprise ...	0.62	1:09.37 Entry: 1:08.47	+0.90	Q
		25m: 14.78			50m: 32.53 (17.75)				
		75m: 53.04 (20.51)			100m: 1:09.37 (16.33)				
19		Carlisle Aiden	13		Napier Aqu...	0.68	1:09.49 Entry: 1:06.38	+3.11	Q
		25m: 13.83			50m: 32.29 (18.46)				
		75m: 52.62 (20.33)			100m: 1:09.49 (16.87)				
20		Burkett Mur...	16		Napier Aqu...	0.67	1:09.66 Entry: 1:10.95	-1.29	Q
		25m: 13.57			50m: 30.28 (16.71)				
		75m: 52.75 (22.47)			100m: 1:09.66 (16.91)				
21		Singh Tara...	14		Napier Aqu...	0.69	1:09.99 Entry: 1:09.86	+0.13	Q
		25m: 15.08			50m: 33.14 (18.06)				
		75m: 53.33 (20.19)			100m: 1:09.99 (16.66)				
22		Mananes J...	16		Central Ha...	0.54	1:10.36 Entry: 1:10.02	+0.34	Q
		25m: 14.04			50m: 31.64 (17.60)				
		75m: 53.40 (21.76)			100m: 1:10.36 (16.96)				

23	 Booker Owen	13	 Heretaunga...	0.70	<b>1:11.38</b> Entry: 1:11.40 <b>-0.02</b>	Q
	25m: 14.83		50m: 33.83 (19.00)			
	75m: 54.16 (20.33)		100m: 1:11.38 (17.22)			
24	 Fritchley Ollie	15	 Heretaunga...	0.68	<b>1:11.53</b> Entry: 1:13.92 <b>-2.39</b>	Q
	25m: 13.79		50m: 31.63 (17.84)			
	75m: 54.66 (23.03)		100m: 1:11.53 (16.87)			
25	 Robertson ...	15	 Pirates Swi...	0.66	<b>1:12.39</b> Entry: 1:12.76 <b>-0.37</b>	Q
	25m: 15.18		50m: 33.55 (18.37)			
	75m: 55.93 (22.38)		100m: 1:12.39 (16.46)			
26	 Cole Archie	14	 Heretaunga...	0.69	<b>1:13.04</b> Entry: 1:16.15 <b>-3.11</b>	Q
	25m: 14.51		50m: 32.00 (17.49)			
	75m: 55.79 (23.79)		100m: 1:13.04 (17.25)			
27	 Hape Maka...	14	 Comet Swi...	0.64	<b>1:13.45</b> Entry: 1:14.16 <b>-0.71</b>	Q
	25m: 14.50		50m: 32.21 (17.71)			
	75m: 55.16 (22.95)		100m: 1:13.45 (18.29)			
28	 Braybrook ...	17	 Comet Swi...	0.68	<b>1:14.07</b> Entry: 1:13.89 <b>+0.18</b>	R1
	25m: 14.64		50m: 34.37 (19.73)			
	75m: 57.30 (22.93)		100m: 1:14.07 (16.77)			
29	 Alexander ...	13	 Enterprise ...	0.49	<b>1:14.12</b> Entry: 1:13.76 <b>+0.36</b>	Q
	25m: 15.29		50m: 33.53 (18.24)			
	75m: 56.65 (23.12)		100m: 1:14.12 (17.47)			
30	 Wright Elijah	15	 Comet Swi...	4.89	<b>1:14.89</b> Entry: 1:17.43 <b>-2.54</b>	Q
	25m: 14.73		50m: 33.17 (18.44)			
	75m: 57.59 (24.42)		100m: 1:14.89 (17.30)			
31	 Stuttle Alex	13	 Heretaunga...	0.78	<b>1:16.07</b> Entry: 1:18.58 <b>-2.51</b>	Q
	25m: 15.65		50m: 35.00 (19.35)			
	75m: 57.66 (22.66)		100m: 1:16.07 (18.41)			
32	 Burns Cooper	14	 Greendale ...	0.65	<b>1:16.20</b> Entry: 1:18.44 <b>-2.24</b>	Q
	25m: 15.78		50m: 35.31 (19.53)			
	75m: 59.97 (24.66)		100m: 1:16.20 (16.23)			
33	 Roux Emmett	12	 Greendale ...	0.70	<b>1:17.13</b> Entry: 1:20.01 <b>-2.88</b>	Q
	25m: 15.21		50m: 36.00 (20.79)			
	75m: 59.32 (23.32)		100m: 1:17.13 (17.81)			
34	 Wang Chao	11	 Porirua City...	0.49	<b>1:17.56</b> Entry: 1:18.71 <b>-1.15</b>	Q
	25m: 15.42		50m: 36.54 (21.12)			
	75m: 1:00.02 (23.48)		100m: 1:17.56 (17.54)			

35	 Betty Arthur	12		Heretaunga...	0.47	<b>1:17.74</b> Entry: 1:19.21 <b>-1.47</b>	Q
	25m: 15.52		50m: 35.23 (19.71)				
	75m: 59.85 (24.62)		100m: 1:17.74 (17.89)				
36	 Birkett Tho...	14		Heretaunga...	0.74	<b>1:18.19</b> Entry: 1:22.34 <b>-4.15</b>	Q
	25m: 15.24		50m: 35.66 (20.42)				
	75m: 1:00.23 (24.57)		100m: 1:18.19 (17.96)				
37	 Kendrick R...	14		Heretaunga...	0.50	<b>1:18.41</b> Entry: 1:16.76 <b>+1.65</b>	Q
	25m: 15.71		50m: 34.27 (18.56)				
	75m: 59.02 (24.75)		100m: 1:18.41 (19.39)				
38	 Bautista Ca...	12		Central Ha...	0.68	<b>1:18.96</b> Entry: 1:20.95 <b>-1.99</b>	Q
	25m: 15.77		50m: 37.10 (21.33)				
	75m: 1:00.43 (23.33)		100m: 1:18.96 (18.53)				
39	 Hutton Nash	13		Trojans Swi...	0.62	<b>1:20.79</b> Entry: 1:20.16 <b>+0.63</b>	Q
	25m: 17.02		50m: 37.38 (20.36)				
	75m: 1:01.57 (24.19)		100m: 1:20.79 (19.22)				
40	 Gray Joshua	15		Enterprise ...	0.69	<b>1:20.89</b> Entry: 1:21.77 <b>-0.88</b>	Q
	25m: 15.37		50m: 38.07 (22.70)				
	75m: 1:02.39 (24.32)		100m: 1:20.89 (18.50)				
41	 van Wyk Jc	13		Enterprise ...	0.46	<b>1:21.37</b> Entry: 1:22.84 <b>-1.47</b>	Q
	25m: 16.92		50m: 36.41 (19.49)				
	75m: 1:03.27 (26.86)		100m: 1:21.37 (18.10)				
42	 McCutcheo...	12		Central Ha...	0.71	<b>1:22.39</b> Entry: 1:28.90 <b>-6.51</b>	Q
	25m: 16.42		50m: 36.58 (20.16)				
	75m: 1:03.21 (26.63)		100m: 1:22.39 (19.18)				
43	 Hape TeOr...	13		Comet Swi...	0.45	<b>1:22.42</b> Entry: 1:22.55 <b>-0.13</b>	Q
	25m: 15.70		50m: 37.85 (22.15)				
	75m: 1:03.69 (25.84)		100m: 1:22.42 (18.73)				
44	 Hacking Co...	13		Napier Aqu...	0.59	<b>1:23.23</b> Entry: 1:24.88 <b>-1.65</b>	Q
	25m: 17.97		50m: 39.52 (21.55)				
	75m: 1:03.21 (23.69)		100m: 1:23.23 (20.02)				
45	 Clapperton ...	14		Enterprise ...	0.71	<b>1:23.59</b> Entry: 1:22.94 <b>+0.65</b>	Q
	25m: 15.72		50m: 35.86 (20.14)				
	75m: 1:03.27 (27.41)		100m: 1:23.59 (20.32)				
46	 Wright Luke	13		Comet Swi...	0.55	<b>1:24.85</b> Entry: 1:25.56 <b>-0.71</b>	Q
	25m: 17.21		50m: 39.37 (22.16)				
	75m: 1:06.52 (27.15)		100m: 1:24.85 (18.33)				

47	 McMaster ...	12	 Heretaunga...	0.76	<b>1:24.91</b> Entry: 1:29.80 <b>-4.89</b>	Q
	25m: 17.26		50m: 39.48 (22.22)			
	75m: 1:04.18 (24.70)		100m: 1:24.91 (20.73)			
48	 Redgewell ...	12	 Pirates Swi...	0.68	<b>1:25.26</b> Entry: 1:20.86 <b>+4.40</b>	Q
	25m: 17.03		50m: 37.57 (20.54)			
	75m: 1:05.09 (27.52)		100m: 1:25.26 (20.17)			
49	 Kavanagh ...	11	 Greendale ...	0.71	<b>1:27.26</b> Entry: 1:26.81 <b>+0.45</b>	Q
	25m: 17.41		50m: 39.98 (22.57)			
	75m: 1:07.40 (27.42)		100m: 1:27.26 (19.86)			
50	 Simpson Ni...	9	 Trojans Swi...	0.63	<b>1:27.61</b> Entry: 1:30.57 <b>-2.96</b>	Q
	25m: 17.48		50m: 41.35 (23.87)			
	75m: 1:08.81 (27.46)		100m: 1:27.61 (18.80)			
51	 Reid Couper	13	 Enterprise ...	0.50	<b>1:28.13</b> Entry: 1:25.77 <b>+2.36</b>	Q
	25m: 17.83		50m: 40.39 (22.56)			
	75m: 1:09.04 (28.65)		100m: 1:28.13 (19.09)			
52	 Booker Xav...	11	 Enterprise ...	0.50	<b>1:28.35</b> Entry: 1:27.60 <b>+0.75</b>	Q
	25m: 17.80		50m: 40.26 (22.46)			
	75m: 1:08.18 (27.92)		100m: 1:28.35 (20.17)			
53	 McEntee Levi	12	 Heretaunga...	0.46	<b>1:28.51</b> Entry: 1:29.28 <b>-0.77</b>	Q
	25m: 17.88		50m: 40.03 (22.15)			
	75m: 1:07.01 (26.98)		100m: 1:28.51 (21.50)			
54	 Kilpatrick ...	12	 Trojans Swi...		<b>1:29.45</b> Entry: 1:31.06 <b>-1.61</b>	Q
	25m: 20.44		50m: 42.16 (21.72)			
	75m: 1:09.68 (27.52)		100m: 1:29.45 (19.77)			
55	 Sheldrake ...	12	 Enterprise ...	0.57	<b>1:29.75</b> Entry: 1:28.07 <b>+1.68</b>	Q
	25m: 18.01		50m: 39.15 (21.14)			
	75m: 1:09.81 (30.66)		100m: 1:29.75 (19.94)			
56	 Conyers Jo...	11	 Trojans Swi...	0.37	<b>1:30.91</b> Entry: 1:37.85 <b>-6.94</b>	Q
	25m: 17.97		50m: 42.42 (24.45)			
	75m: 1:11.79 (29.37)		100m: 1:30.91 (19.12)			
57	 Dobson Flynn	10	 Trojans Swi...		<b>1:30.99</b> Entry: 1:35.43 <b>-4.44</b>	Q
	25m: 19.25		50m: 42.86 (23.61)			
	75m: 1:10.85 (27.99)		100m: 1:30.99 (20.14)			
58	 McPhail Ha...	10	 Enterprise ...	0.65	<b>1:33.17</b> Entry: 1:34.40 <b>-1.23</b>	Q
	25m: 17.95		50m: 40.92 (22.97)			
	75m: 1:12.53 (31.61)		100m: 1:33.17 (20.64)			

59	 Rae Breyen	12		Heretaunga...		1:33.50	Entry: 1:32.47 +1.03	Q
	25m: 18.00		50m: 41.88 (23.88)					
	75m: 1:12.94 (31.06)		100m: 1:33.50 (20.56)					
60	 Geary Wire...	11		Trojans Swi...	0.49	1:33.80	Entry: 1:34.12 -0.32	Q
	25m: 18.17		50m: 41.74 (23.57)					
	75m: 1:11.68 (29.94)		100m: 1:33.80 (22.12)					
61	 Potaka-Os...	12		Napier Aqu...	0.79	1:34.32	Entry: 1:33.12 +1.20	R1
	25m: 19.64		50m: 42.22 (22.58)					
	75m: 1:13.51 (31.29)		100m: 1:34.32 (20.81)					
62	 Kirk-Frater ...	11		Heretaunga...		1:34.89	Entry: 1:39.69 -4.80	Q
	25m: 19.04		50m: 43.73 (24.69)					
	75m: 1:14.13 (30.40)		100m: 1:34.89 (20.76)					
63	 Gray Elijah	10		Enterprise ...	0.57	1:35.68	Entry: 1:36.47 -0.79	Q
	25m: 20.70		50m: 43.44 (22.74)					
	75m: 1:15.04 (31.60)		100m: 1:35.68 (20.64)					
64	 Everton Lu...	11		Trojans Swi...	0.44	1:38.60	Entry: 1:41.41 -2.81	Q
	25m: 24.44		50m: 48.79 (24.35)					
	75m: 1:16.68 (27.89)		100m: 1:38.60 (21.92)					
65	 Terry Felix	9		Napier Aqu...	0.71	1:40.56	Entry: 1:46.19 -5.63	Q
	25m: 19.69		50m: 44.77 (25.08)					
	75m: 1:17.65 (32.88)		100m: 1:40.56 (22.91)					
66	 Rogers Jack	10		Trojans Swi...		1:41.73	Entry: 1:54.18 -12.45	Q
	25m: 22.08		50m: 46.18 (24.10)					
	75m: 1:18.00 (31.82)		100m: 1:41.73 (23.73)					
67	 Phelps Bax...	9		Comet Swi...	0.55	1:41.89	Entry: 1:50.82 -8.93	Q
	25m: 21.14		50m: 46.40 (25.26)					
	75m: 1:19.24 (32.84)		100m: 1:41.89 (22.65)					
68	 Torrens Ben	11		Napier Aqu...	0.59	1:42.17	Entry: 1:43.71 -1.54	Q
	25m: 20.41		50m: 45.61 (25.20)					
	75m: 1:18.32 (32.71)		100m: 1:42.17 (23.85)					
69	 Gasson Gu...	11		Napier Aqu...		1:46.03	Entry: 1:46.78 -0.75	Q
	25m: 24.00		50m: 50.04 (26.04)					
	75m: 1:22.31 (32.27)		100m: 1:46.03 (23.72)					
70	 Bird Zac	10		Heretaunga...	0.83	1:50.11		Q
	25m: 23.76		50m: 49.98 (26.22)					
	75m: 1:26.09 (36.11)		100m: 1:50.11 (24.02)					

71	 Tietjen Fre...	11	 Enterprise ...	0.59	1:51.29 Entry: 1:36.61 +14.68	Q
	25m: 22.22		50m: 46.82 (24.60)			
	75m: 1:25.09 (38.27)		100m: 1:51.29 (26.20)			
72	 Horton Tyler	9	 Comet Swi...	0.56	1:51.61	Q
	25m: 22.91		50m: 51.93 (29.02)			
	75m: 1:26.87 (34.94)		100m: 1:51.61 (24.74)			
-	 Dear Oscar	12	 Heretaunga...		Entry: 1:31.82	
	25m:		50m:			
	75m:		100m:			
-	 Vlok Logan	11	 Heretaunga...	0.56	DSQ	
-	 Thorpe Benji	11	 Enterprise ...		DSQ	
-	 Kilpatrick M...	9	 Trojans Swi...		DSQ	
-	 Tiraha Zion	11	 Whanganui...		DSQ	